

Higher Education Opportunity Program (HEOP) 2020-21 Data Review

Rich McMillan, Program Research Specialist

HEOP Student Demographics 2020-21

Indicator	Seeking Associate's Degree	Seeking Bachelor's Degree	Total*
Number Served	163	4,324	4,562
Full-Time	37	4,723	4,760
Part-Time	157	53	210
Male	76	1,634	1,746
Female	87	2,687	2,809
Non-Binary	0	3	4
On-Campus	5	2,548	2,596
Commuter	37	1,088	1,127
Off-Campus	121	671	819
Single	160	4,223	4,455
Married	3	20	23
Separated/Divorced	0	5	5

*-includes missing values

The data suggests that most HEOP students are full-time, single and dependent.

Total males	1,746	38%
Total females	2,809	62%
Total Non-binary	4	0.001 %
Grand Total	4,559	100%

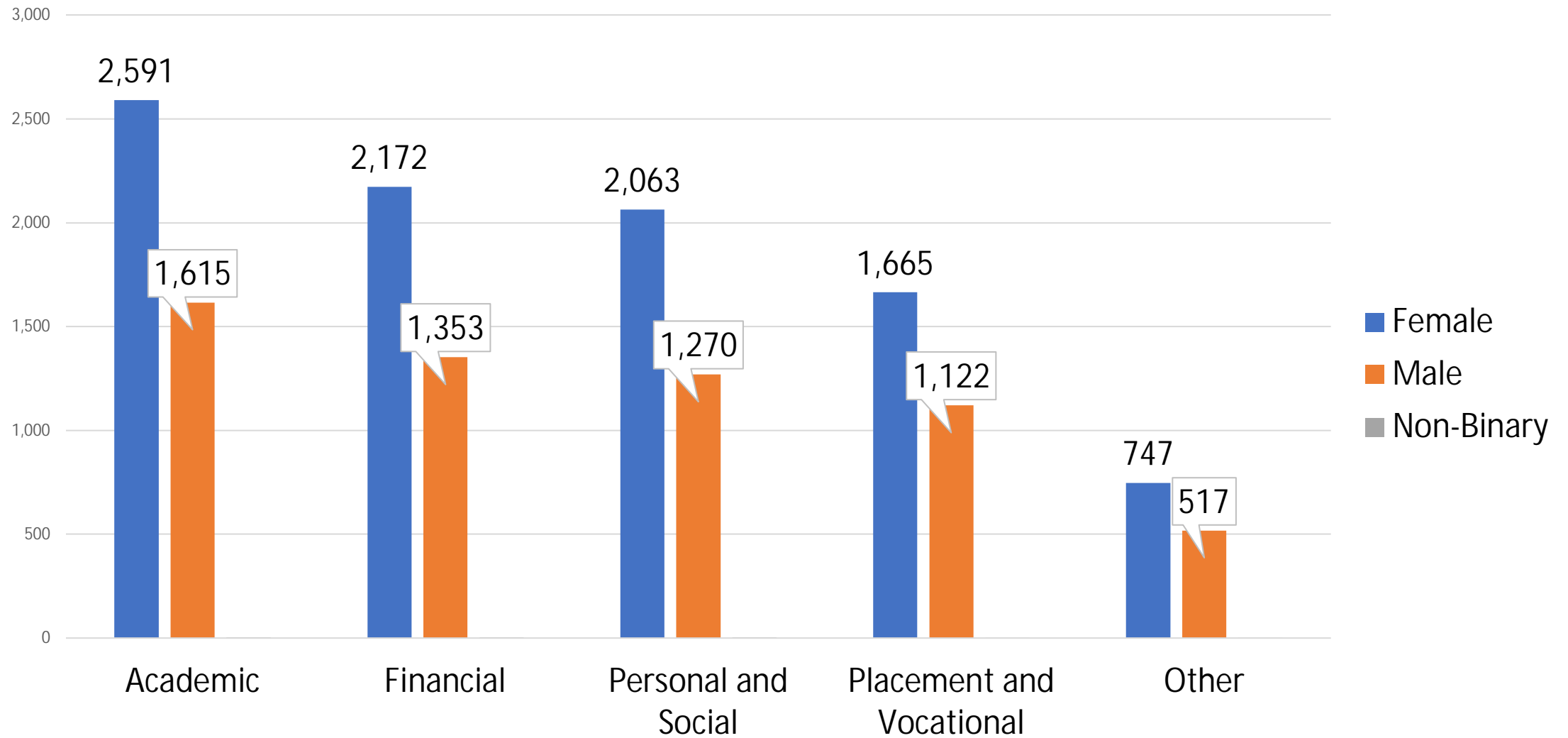
Higher Education Opportunity Enrollee Demographics
Average Cumulative Loans - **current**
Bachelor's Degree 2020-21

Race/Ethnicity	Male		Female		Non-Binary	
	#	\$	#	\$	#	\$
American Indian/Alaskan Native	9	\$5,873.89	9	\$3,712.50		
Asian	315	\$4,145.56	151	\$4,891.52	1	\$10,250.00
Black or African American	802	\$6,466.27	544	\$7,630.46		
Hispanic or Latino	1262	\$5,463.98	767	\$6,124.93	3	\$10,200.67
Native Hawaiian or Other Pacific Islander	17	\$10,910.41	5	\$12,400.00		
2 or More Races	33	\$4,958.06	25	\$9,449.13		
White	188	\$5,803.62	95	\$6,025.61		
Race Not Reported	90	\$5,725.48	74	\$7,463.16		
Total	2,716	\$6,168.41	1,670	\$7,212.16	4	\$10,225.33

The data suggests that Native Hawaiian or OPI HEOP students have the greatest cumulative loan totals.

Higher Education Opportunity Enrollee Demographics

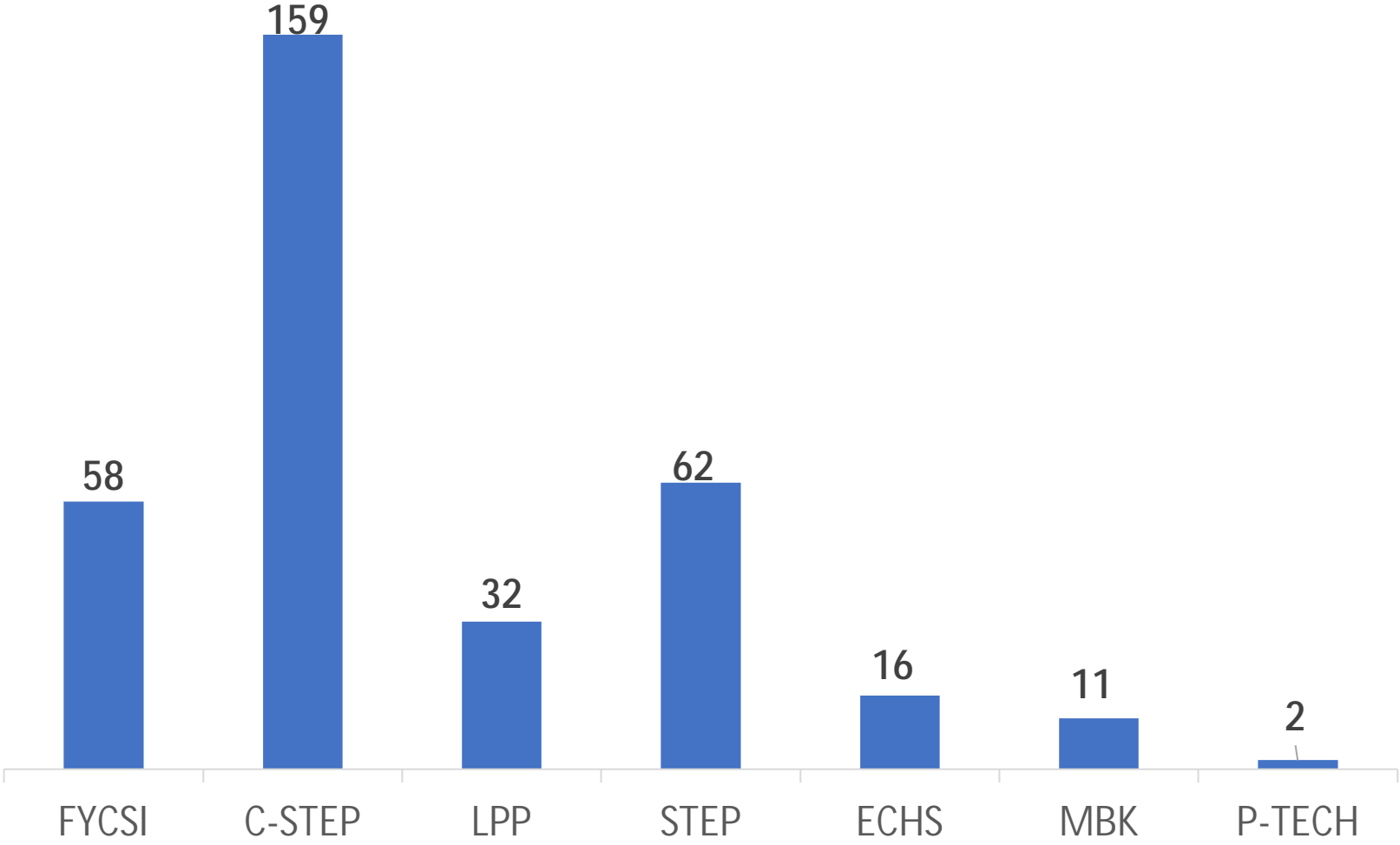
Higher Education Opportunity Enrollee Demographics



In 2020-21 the vast majority of HEOP students seeking a Bachelor's Degree received academic and financial counseling services.

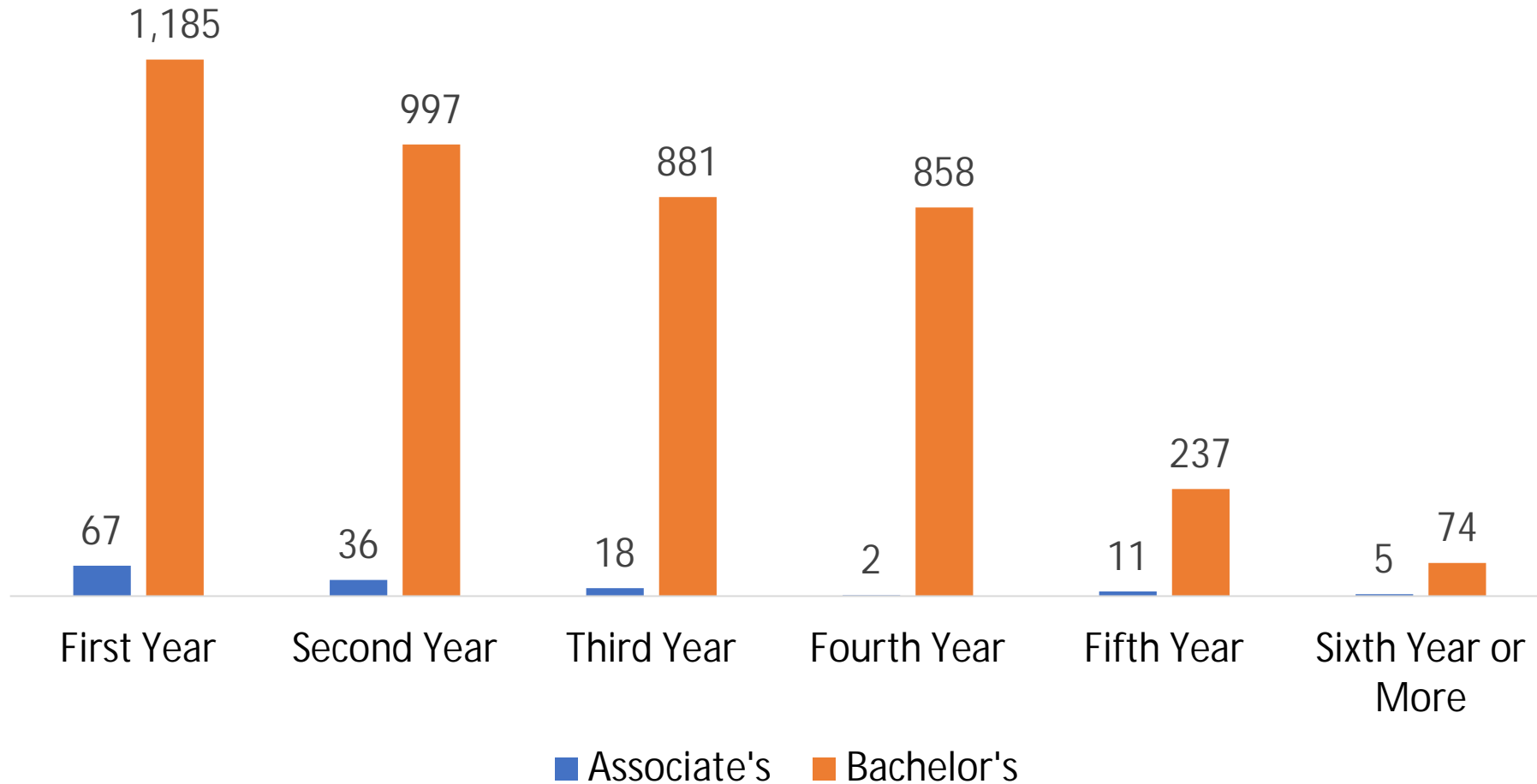
Higher Education Opportunity Enrollee Demographics

HEOP Students Enrolled in Other Opportunity Programs



In 2020-21, of those reporting, a total of 340 HEOP students were enrolled in other Opportunity Programs.

Higher Education Opportunity Enrollee Demographics Years in HEOP Program



In 2020-21, 163 HEOP students were enrolled in an Associate's degree program and 4,396 students were enrolled in a Bachelor's degree program.

Higher Education Opportunity Enrollee Demographics

Higher Education Opportunity Program Enrollee Demographics Average Retention Rate 2020-21

