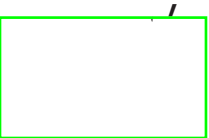





2022 Grades 6–8 Mathematics Paper-Based Tests Teacher's Directions





The New York State Education Department (NYSED) has a partnership with Questar Assessment Inc. (Questar) for the development of the 2022 Grades 3–8 Mathematics Tests. Teachers from across the State work with NYSED in a variety of activities to ensure the validity and reliability of the New York State Testing Program (NYSTP).

The 2022 Grades 6–8 Mathematics Tests are administered in two sessions on two consecutive school days. Students will have as much time as they need each day to answer the questions in the test sessions within the confines of the regular school day.

For all three grades, the tests consist of multiple-choice (1-point) and short- (2-point) and extended-response (3-point) questions.

Aid to Students

No one, under any circumstances, may interpret or explain test questions to students, nor may anyone review or comment to the student about the correctness or sufficiency of the student's response while the test is in progress. In response to inquiries by students concerning the meaning or interpretation of test questions, proctors should advise students to use their own best judgment. Proctors may give students assistance only in the mechanics of taking the test, such as understanding that their multiple-choice responses must only be recorded on the answer sheet and their constructed-responses must be recorded in the test booklet.

Temporary Absence from Testing Room

No student may be permitted to leave and then return to the testing room during any session of the test unless the student is accompanied by a proctor for the duration of their absence from the testing room.

Emergency Evacuation of a School Building

Evacuation of a school building during a test may be required because of an emergency such as a fire alarm or bomb threat. In any situation in which the safety of the students is endangered, the principal has full authority to interrupt the test immediately. If it is possible, the students should be kept under supervision during the emergency. Then, when work can be resumed safely, allow the students the necessary time to complete the test. Following the test, a written report of the circumstances should be sent by mail or fax to OSA. (See the section "Reporting Irregularities and/or Misadministrations" in the *School Administrator's Manual*.)

Student Cheating

Do not permit students to obtain information from or give information to other students in any way during the test. If you suspect that such an attempt has occurred, warn the students that any further attempts will result in the termination of their test. If necessary, move the students to another location. If these steps fail to end attempts to obtain or give information, notify the principal immediately and terminate the students' tests. At the conclusion of the test session, all suspected cheating must be reported to the principal.

Illness

If a student becomes ill during a session of the test, the student should be excused until the student is well enough to continue. When the student is well enough to complete the test (as long as the testing or make-up period has not ended), the student may be given the remaining part of the test. Other unadministered sessions of the test should also be administered according to these directions as long as

Test Format and Schedule

The 2022 Grades 6–8 Mathematics Paper-Based Tests each consist of two sessions, Session 1 and Session 2, administered on two consecutive school days. Session 1 contains multiple-choice questions only. Each multiple-choice question is followed by four choices, one of which is the correct answer. Students will answer the multiple-choice questions by darkening circles on their answer sheets. Session 2 contains multiple-choice questions and short- and extended-response questions. Students will answer the multiple-choice questions in Session 2 by darkening circles on their answer sheets. Students will write their answers to the short- and extended-response questions directly in their Session 2 test booklets.

In Spring 2012, in order to have the data obtained from field test questions better reflect students' levels of effort, New York State began embedding multiple-choice questions for field testing within the operational tests. For 2022, the embedded questions will occur in Session 1. This means that field test questions will be interspersed with operational test questions in this session. The field test questions will not count towards the student's final score, but will be used to collect valuable information on how well the questions perform and for possible inclusion on future operational tests. Students will not know whether a question is a field test question that does not count towards their score or an operational test question that does count toward their score.

Each student testing in Grades 6–8 mathematics will have a mathematics reference sheet for their exclusive use during each test session. The mathematics reference sheets are included in the Session 1 and Session 2 test booklets. Students will be instructed to remove the mathematics reference sheets from the test booklets prior to the start of each session. All mathematics reference sheets must be collected after each test session and returned to the school administrator with the test booklets.

Students who finish the test before other students should check their work. Once the student checks their work, or chooses not to, test materials may be collected by the proctor. After a student's test materials are collected, that student may be permitted to read silently. This privilege is granted at the discretion of each school. No talking and no other schoolwork is permitted. Once all students complete the test, you may end the session.

For the Spring 2022 tests, there are no time limits. On average, students in Grades 6–8 will need 80–90 minutes of working time each day to complete Session 1 and 75–85 minutes of working time to complete Session 2. Some students will take more or less time. Please plan accordingly to allow students to complete the test at their own pace. All students who are productively working should be allowed to complete the test, within the confines of the regular school day, regardless of the time approximations listed above. These approximations are estimates that can be used for planning purposes only.



Plan for the distribution and collection of materials.

Provide a well-lit, well-ventilated, and quiet testing room.




Answer Sheets, Biographical Data, and Labels

For each student in your class, verify that you have the correct precoded answer sheets. You will have two answer sheets for each student. Answer Sheet 1 is to be used with Session 1. Answer Sheet 2 is to be used with Session 2.

If there are no precoded answer sheets for a student, complete the demographic section on the generic answer sheets for that student.


Verify that you have the correct precoded labels for each student in your class. Prior to testing, affix the precoded labels to the back cover of each student's Session 2 booklet on the day the session is administered. The affixing of the labels to the booklets may occur no earlier than the day Session 2 will be administered.

Mathematics Tools

Each student must have a ruler and protractor for their exclusive use during each session of the test (not provided). Specifications for mathematics tools can be found in  of the *School Administrator's Manual* (<http://www.p12.nysed.gov/assessment/manuals>).

Before administering the test, examine all rulers and protractors to be sure they are in adequate condition and that they do not have pertinent information, such as mathematics formulas, written on them.

All test booklets for Grades 6–8 contain removable mathematics reference sheets that the students can use during testing. The mathematics reference sheets include the necessary formulas and reference information students need to assist them in answering certain mathematics questions.

Grade 6 students must have the use of a four-function calculator with a square root key or a scientific calculator for Session 2 of the test only. Students are  permitted to use a calculator with Session 1.

Grades 7 and 8 students must have the use of a scientific calculator for Session 1 and Session 2.

Graphing calculators are  allowed.



Repeat list of devices. Pick up devices from students and return them after testing.




Distribute an Answer Sheet 1 to each student. If answer sheets are precoded, make sure each student receives the correct answer sheet.



Pause for questions. When you are confident that all students understand how to use the answer sheet, distribute a Session 1 booklet to each student.



Check to make sure each student has written their name on the front cover of the test booklet.




Pause for questions. When you are confident that all students understand the directions,



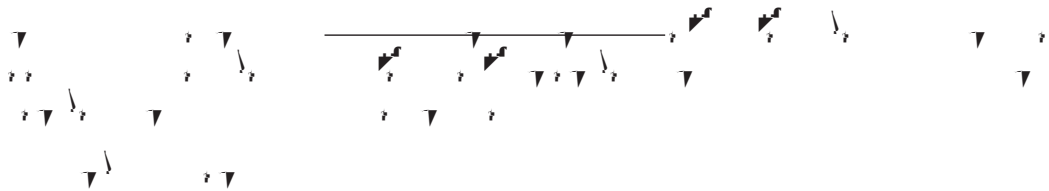
Pause as students remove their mathematics reference sheets. When you are certain that all students are done,



Check that all students are looking at the correct page.



Pause as students find the area on their answer sheet. When you are certain that all students have located the correct area,



Pause for questions, then circulate around the room and verify that each student has filled in the correct form.



Read the Tips for Taking the Test aloud as the students follow along.




Grade 6 — Day 2, Session 2

Make sure you have a copy of the Session 2 booklet.


*Make sure each student has a No. 2 pencil, a ruler, a protractor, and a four-function calculator with a square root key or a scientific calculator. Students may **not** use pens. Students may be permitted to use highlighters when taking this test. You must, however, monitor student use of highlighters to ensure that they are not being used by students to record their responses to questions on their answer sheets.*

*Make sure to clear, reset, or disable the memory of any calculator with programming capability. Students are **not** to be given scratch paper.*

Students will be recording the answers to the multiple-choice questions in Session 2 on their Answer Sheet 2. Only the responses marked on the students' answer sheets for the multiple-choice questions will be scored. Students must only write their answers to the short- and extended-response questions in their



Distribute an Answer Sheet 2 to each student. If answer sheets are precoded, make sure each student receives the correct answer sheet.




Pause for questions. When you are confident that all students understand how to use the answer sheet, distribute a Session 2 booklet to each student. If earlier today the student identification labels were affixed to the back covers of the student test booklets, make sure each student receives the correct test booklet.





Check to make sure each student has written their name on the front cover of the test booklet.



Pause for questions. When you are confident that all students understand how to take the test,





*Please read these directions carefully before administering the test. When you administer the test, the directions you are to read aloud are preceded by **•**. Read all directions to students at a moderate, steady pace. The italicized instructions to teachers should **not** be read aloud.*

Grade 7 — Day 1, Session 1

Make sure you have a copy of the Session 1 booklet.

*Make sure each student has a No. 2 pencil, a ruler, a protractor, and a scientific calculator. Students may **not** use pens. Students may be permitted to use highlighters when taking this test. You must, however, monitor student use of highlighters to ensure that they are not being used by students to record their responses to questions on the answer sheet.*


*Make sure to clear, reset, or disable the memory of any calculator with programming capability. Students are **not** to be given scratch paper.*

Students will be recording the answers to the multiple-choice questions in Session 1 on their Answer





Pause for questions. When you are confident that all students understand the Tips for Taking the Test,



Pause for questions. When you are confident that all students understand how to take the test,



Make sure that students are on the correct page and are darkening the circles on the answer sheet appropriately by making their marks heavy and dark with a No. 2 pencil.

Students should remain quietly at their desks when they finish the test. The proctor may collect the test materials either as students complete the test or when most of the students have finished. When collecting the test materials, make sure each student's answer sheet has been inserted into their test booklet. Make sure to also collect all mathematics reference sheets.

Students who finish the test before other students should check their work. Once the student checks their work, or chooses not to, test materials may be collected by the proctor. After a student's test materials are collected, that student may be permitted to read silently. This privilege is granted at the discretion of each school. No talking and no other schoolwork is permitted. Once all students complete the test, you may end the session.

Given that the Spring 2022 tests have no time limits, schools and districts have the discretion to create their own approach to ensure that all students who are productively working are given the time they need to continue to take the tests within the confines of the regular school day.

If the test is administered in a large-group setting, school administrators may prefer to allow students to hand in their test materials as they finish and then leave the room. If so, take care that students leave the

Grade 7 — Day 2, Session 2


Make sure you have a copy of the Session 2 booklet.

Make sure each student has a No. 2 pencil, a ruler, a protractor, and a scientific calculator. Students may **not** use pens. Students may be permitted to use highlighters when taking this test. You must, however, monitor student use of highlighters to ensure that they are not being used by students to record their responses to questions on their answer sheets.

Make sure to clear, reset, or disable the memory of any calculator with programming capability. Students are **not** to be given scratch paper.

Students will be recording the answers to the multiple-choice questions in Session 2 on their Answer Sheet 2. Only the responses marked on the students' answer sheets for the multiple-choice questions will be scored. Students must only write their answers to the short- and extended-response questions in their test booklet. Only answers to short- and extended-response questions written in the test booklet will be scored.

At the beginning of the test administration, proctors must read the following statement to all students taking State tests:




Repeat list of devices. Pick up devices from students and return them after testing.

Distribute an Answer Sheet 2 to each student. If answer sheets are precoded, make sure each student receives the correct answer sheet.

Pause for questions. When you are confident that all students understand how to use the answer sheet, distribute a Session 2 booklet to each student. If earlier today the student identification labels were affixed to the back covers of the student test booklets, make sure each student receives the correct test booklet.



Pause for questions. When you are confident that all students understand how to take the test,






Repeat list of devices. Pick up devices from students and return them after testing.



Distribute an Answer Sheet 1 to each student. If answer sheets are precoded, make sure each student receives the correct answer sheet.



Pause for questions. When you are confident that all students understand how to use the answer sheet, distribute a Session 1 booklet to each student.





Pause for questions. When you are confident that all students understand the Tips for Taking the Test,



Pause for questions. When you are confident that all students understand how to take the test,



Make sure that students are on the correct page and are darkening the circles on the answer sheet appropriately by making their marks heavy and dark with a No. 2 pencil.

Students should remain quietly at their desks when they finish the test. The proctor may collect the test materials either as students complete the test or when most of the students have finished. When collecting the test materials, make sure each student's answer sheet has been inserted into their test booklet. Make sure to also collect all mathematics reference sheets.

Students who finish the test before other students should check their work. Once the student checks their work, or chooses not to, test materials may be collected by the proctor. After a student's test materials are collected, that student may be permitted to read silently. This privilege is granted at the discretion of each school. No talking and no other schoolwork is permitted. Once all students complete the test, you may end the session.

Given that the Spring 2022 tests have no time limits, schools and districts have the discretion to create their own approach to ensure that all students who are productively working are given the time they need to continue to take the tests within the confines of the regular school day.

If the test is administered in a large-group setting, school administrators may prefer to allow students to hand in their test materials as they finish and then leave the room. If so, take care that students leave the room as quietly as possible so as not to disturb the students who are still working on the test.

Follow security procedures established by your principal or school administrator for returning secure test materials.

Grade 8 — Day 2, Session 2


Make sure you have a copy of the Session 2 booklet.

Make sure each student has a No. 2 pencil, a ruler, a protractor, and a scientific calculator. Students may **not** use pens. Students may be permitted to use highlighters when taking this test. You must, however, monitor student use of highlighters to ensure that they are not being used by students to record their responses to questions on their answer sheets.

Make sure to clear, reset, or disable the memory of any calculator with programming capability. Students are **not** to be given scratch paper.

Students will be recording the answers to the multiple-choice questions in Session 2 on their Answer Sheet 2. Only the responses marked on the students' answer sheets for the multiple-choice questions will be scored. Students must only write their answers to the short- and extended-response questions in their test booklet. Only answers to short- and extended-response questions written in the test booklet will be scored.

At the beginning of the test administration, proctors must read the following statement to all students taking State tests:



Repeat list of devices. Pick up devices from students and return them after testing.



Pause for questions. When you are confident that all students understand how to take the test,

Make sure students are making their marks heavy and dark on their answer sheets for the multiple-choice questions and are recording their answers to the constructed-response questions in their test booklet.

Students should remain quietly at their desks when they finish the test. The proctor may collect the test materials either as students complete the test or when most of the students have finished. When collecting the test materials, make sure each student's answer sheet has been inserted into their test booklet. Make sure to also collect all mathematics reference sheets.

Students who finish the test before other students should check their work. Once the student checks their work, or chooses not to, test materials may be collected by the proctor. After a student's test materials are collected, that student may be permitted to read silently. This privilege is granted at the discretion of each school. No talking and no other schoolwork is permitted. Once all students complete the test, you may end the session.

Given that the Spring 2022 tests have no time limits, schools and districts have the discretion to create their own approach to ensure that all students who are productively working are given the time they need to continue to take the tests within the confines of the regular school day.

If the test is administered in a large-group setting, school administrators may prefer to allow students to hand in their test materials as they finish and then leave the room. If so, take care that students leave the room as quietly as possible so as not to disturb the students who are still working on the test.

Follow security procedures established by your principal or school administrator for returning secure test materials.

1. The first part of the text discusses the importance of maintaining accurate records of all transactions and activities. It emphasizes that proper record-keeping is essential for ensuring transparency and accountability in financial reporting. This section also highlights the role of internal controls in preventing errors and fraud, and the need for regular audits to verify the accuracy of the data.

2. The second part of the text focuses on the importance of clear communication and collaboration between different departments and stakeholders. It stresses that effective communication is key to ensuring that everyone is on the same page and that all relevant information is shared in a timely and accurate manner. This section also discusses the importance of documenting all decisions and actions taken, and the need for regular updates and reports to keep everyone informed of the current status of the project or organization.

3. The third part of the text discusses the importance of staying up-to-date on industry trends and regulations. It emphasizes that the business environment is constantly changing, and it is essential to stay informed of the latest developments in order to make informed decisions and adapt to new challenges. This section also discusses the importance of ongoing training and development for all employees, and the need for a culture of continuous learning and improvement.